

### Description

The PSC-M series is a pressure sensor used for military applications. The PSC-M series is available with various pressure ranges, absolute and gauge pressure options, supply voltages, output signals, electrical and mechanical interfaces to make it easy to adopt and to reduce the workload on the engineer. For enhanced version see PSC-EP Series sensor.

The PSC-M series has been designed, tested and proven to withstand the harshest requirements of the industry. The PSC-M includes EMI/RFI protection and is operational under extreme vibration and mechanical shock, and temperatures as low as -40 °C and up to +125 °C.



### PSC-M Series Specifications

#### Performance

##### Pressure

Accuracy	$\leq \pm 0.5\%$ at RT
Non linearity	$\leq 0.15\%$ FS
Lifetime Drift (1000h, +125 °C)	$\leq 0.5\%$ FS
TEB (-40 °C to +125 °C)	$\leq 2.5\%$ FS
TEB (0 °C to +85 °C)	$\leq 1.0\%$ FS
Proof pressure	2 x FS pressure
Burst pressure	3 x FS pressure
Pressure response	< 1ms

#### Environmental Specifications

Temperature (Operating)	-40 +125 °C
Temperature (Storage)	-40 +125 °C
Shock	40G 11ms Half Sine 3-axis per MIL-STD-810G, Method 516.6
Vibration	Random Vibration: 15 to 2000 Hz @ approx. 50G (peak) per MIL-STD-810G, Method 514.6
Salt Fog	MIL-STD-810G CHG-1, Method 509.6
Sealing	IP67 per IEC-60529

#### Electrical Specifications

Supply voltage <sup>1)</sup>	0.5-4.5V Output, 9-32VDC 2-10V Output, 12-32VDC
Output temperature <sup>1)</sup>	PT100 / PT1000
Current consumption	< 10mA
Reverse voltage protection	Yes
Electrical interface	PT02A12-8P
Bonding	see details <sup>2)</sup>

#### Mechanical Specifications

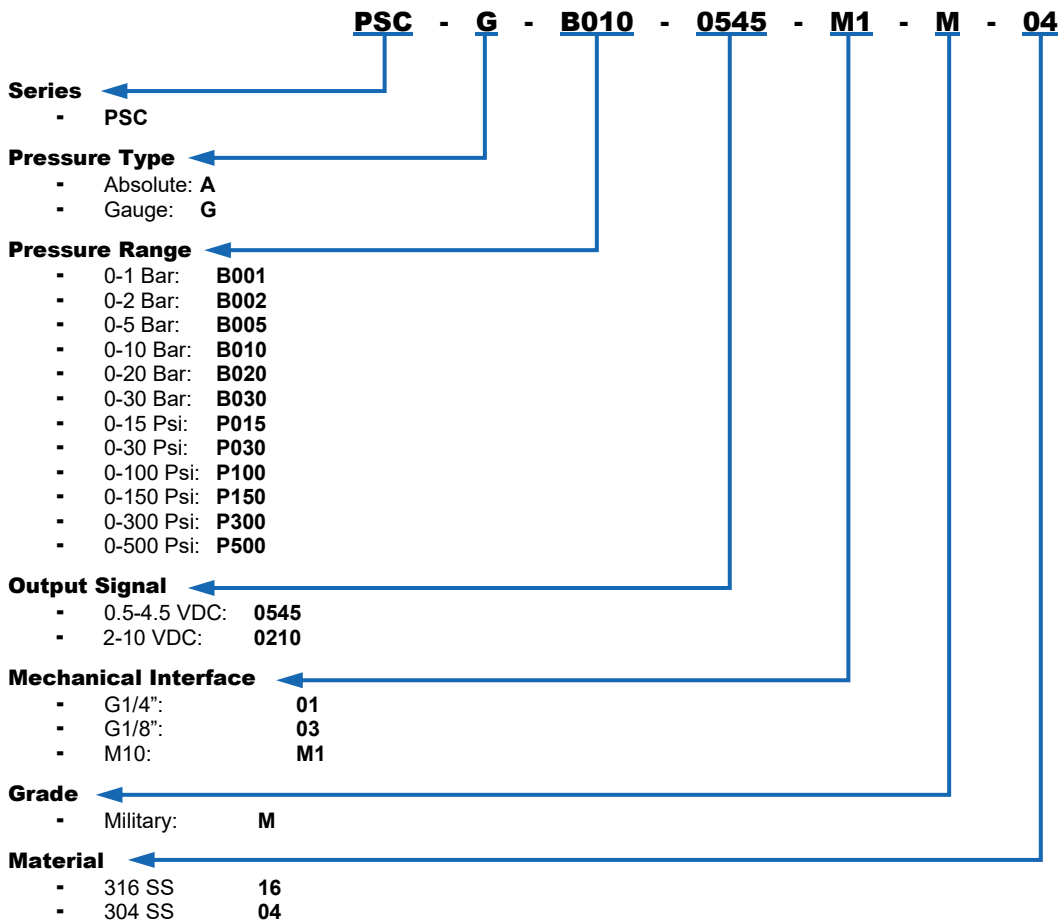
Material <sup>3)</sup>	304 Stainless Steel
Sealing <sup>1)</sup>	PTFE
Pressure port	See ordering information
Weight	75g (Dependent on configuration)
Mounting Torque	7.5Nm

1) Please contact us for custom solutions.

2) Enclosure and cable offers full and continuous protection EMI/RFI effects.

3) Production in 316L Stainless Steel is available.

**Ordering Information**

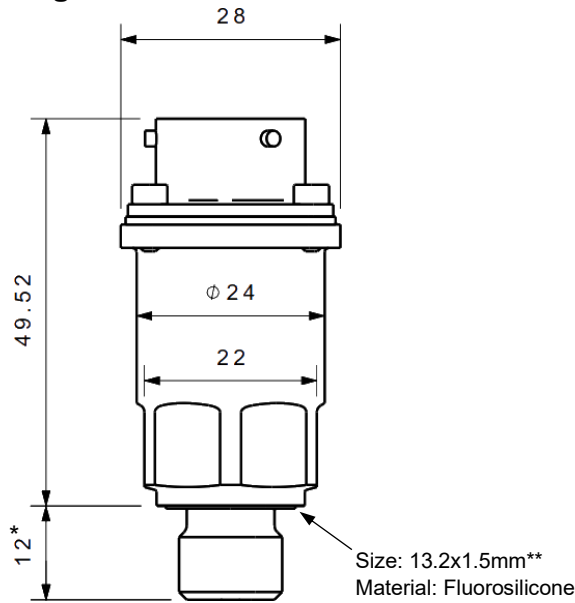


Typical ordering example: Gauge, 10 bar pressure, 0.5-4.5 output signal, M10 mechanical interface, Military grade, SS 304 material: **PSC-G-B010-0545-M1-M-04**

For stock and price inquiry please contact us at: [sales@taelco.com](mailto:sales@taelco.com) or [www.taelco.com/en/contact-us/](http://www.taelco.com/en/contact-us/)  
Shipping, customs fees etc. are not included in the price quotation. TAE LCO is not responsible for customs clearance.

Dimensions and Interfaces

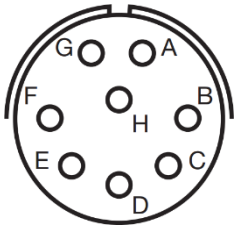
Housing & Pressure Interface



Electrical Interface (I/F)

The electrical I/F is a PT02A12-8P compatible circular connector.

Connector Pin Out	
Supply +	A
Pressure Signal	B
GND	C
No Connect (NC)	D
No Connect (NC)	E
No Connect (NC)	F
No Connect (NC)	G
No Connect (NC)	H



\*) For G1/4" thread interface. Please contact us about details for different thread interfaces.  
\*\*) In accordance with ISO 1179-2.

Revision History

Revision	Reasons for Revision	Issue Date
REV A	<ul style="list-style-type: none"><li>• First revision.</li></ul>	25.12.2024
REV B	<ul style="list-style-type: none"><li>• Second revision.</li><li>• Changed product picture.</li><li>• Changed mechanical interface dimensions.</li><li>• Added o-ring dimention information.</li><li>• Changed o-ring material.</li></ul>	01.08.2025

Notice and Disclaimer

The information presented here is believed to be correct. TAE LCO assumes no responsibility for the use of its products, nor for the use of any information that has been provided. The user is responsible for determining the suitability of the product for the user's application or use. Specifications subject to change without notice. Trademarks are the property of their respective owners.